

Unit 9 - Kinetic Typography

script
 285
 145
 94
 255

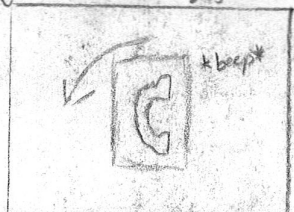

turquoise
 red
 orange
 light orange
 285
 145
 94
 255

hand tool
 move around
 canvas
 selection V
 hand H

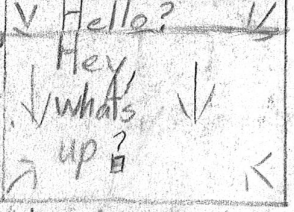
212
 186
 7
 255

3:30
 FF15E

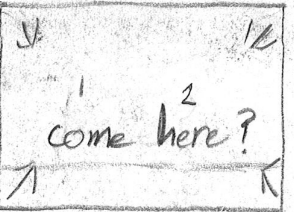
1: Hello?
 2: Hey, what's up?
 - I need your help, can you come here?
 2: Uhhh, I can't. I'm buying clothes.
 - Alright, well hurry up and come over here.
 - Well, I can't find 'em.
 - What do you mean you can't find them?
 - I can't find them, there's only soup.
 - What do you mean there's only soup?
 - It means there's only soup!
 - Well then, get out of the soup aisle!
 - Alright, you don't have to shout at me.
 - There's more soup.
 - What do you mean there's more soup?
 - There's just more soup.
 - Go to the next aisle!
 - There's still soup.
 - Where are you right now?
 - I'm at soup.
 - What do you mean you're at soup?
 - I mean I'm at soup.
 - What store are you in?
 - I'm at the soup store.
 - Why are you buying clothes at the soup store?



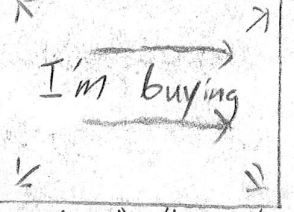
- phone slides in, ring beeps; phone rotates and zooms in



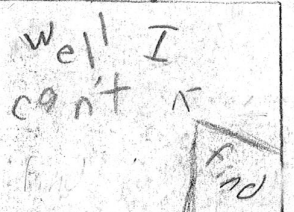
- text slide up with colour




- emphasize 'come here' before zooming past the?




- replace 'can't' with 'in buying'; zoom out




- letters appear sequentially; find arrow slides in



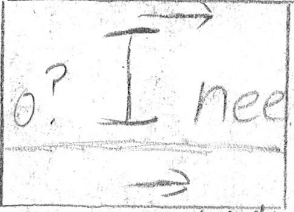
- text and soup are revealed




- zoom in to top can; text appears sequentially; zoom out




- text slides up; bottom colour slides up to cover




- zoom in past hello and pan right as text appears




- pan with 'uhhh'; next line appears below; pan back to 'I'




- zoom into clothes



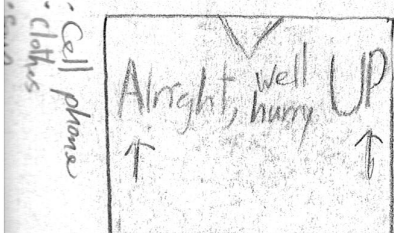
- find arrow rotates ccw




- colour splits the middle; word appear sequentially




- zoom out to shelf;




- text appears sequentially; slides up




- text gets revealed; leads into find arrow;




- colour becomes SOUP



- 'AND get' slides up; 'over here' appear sequentially; lines up and down to hide



- find arrow points left and text scales out; everything rotates on the circle



- zoom to the left; text

- call phone


- zoom

- them?


du




- 'alright' scales out; zoom out and rotate to bottom of the phrase



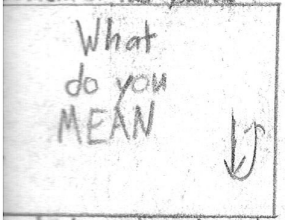
- text appears sequentially in shape; rotate and zoom out to phrase




- *tap tap tap tap*



- text appears sequentially



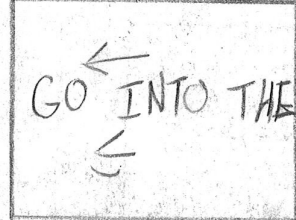
- text slides from top; slides back up




- text slides up intervally




- slap on "just"; everything slides left




- text slides across frame




- stops at aisle; colour corner tilts into perspective




- text tilts in



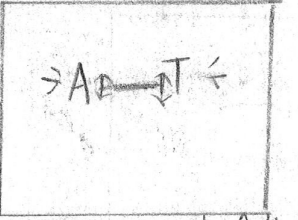
- colour slides out; reveals SOUP




- frame slides out; reveals text; frame slides back in



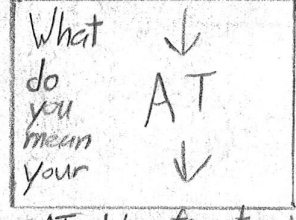
- I is IM vertically compresses; squares of




- soup grows out of the line; the letters hide behind the can



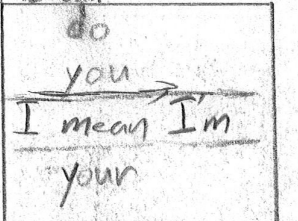
- soup slides back the z-axis; text will slide into frame from the z-axis




- AT slides from top to bottom




- Soup slides in from top




- zoom in to "mean" stripe; slides through and text appears



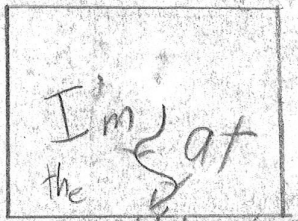
- line become arrow; tilts up




- SOUP can




- arrow strikes through cans; text slides in sequentially




- camera tracks and zooms back, revealing text




- Don't use



- zoom out to "soupstore"; text slides down




- text slides down; shirt slides up



- text appears sequentially; focus on the shirt



- SOUP



- STORE; shirt rips; cue credits!